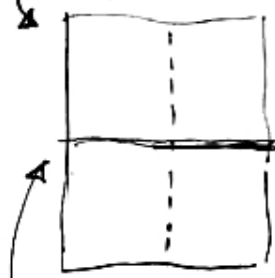


How to make an 8-page journal from 1 sheet of paper (with no staples!)

© Ruth McNally Barshaw 2007

8 1/2 x 11" paper

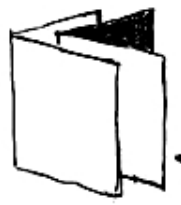


1. Fold in half twice



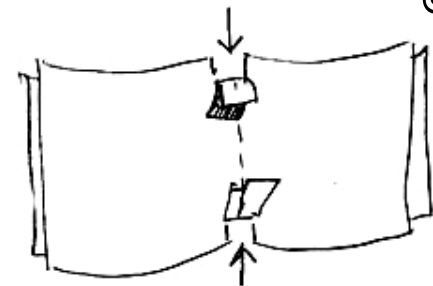
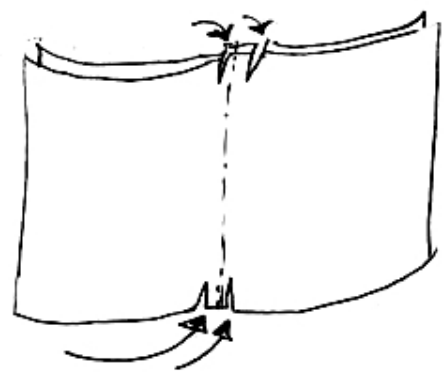
2. Open it up.

3. Rip or cut on the middle line.



4. Fold both halves and slip one inside the other.

5. Unfold and cut or tear 2 little notches at the top and at the bottom (the closer together, the better)



6. Fold the notches in.



7. Fold the journal closed.

You now have a booklet that stays together even when dangled from 1 page.



Just add doodles!

↳ perfect for school field trips! ◀

